




NCSBN

National Council of State Boards of Nursing



# **2006 Nurse Licensee Volume and NCLEX<sup>®</sup> Examination Statistics**

Kevin Kenward, PhD  
Thomas R. O'Neill, PhD  
Michelle Eich, MS  
Esther White

National Council of State Boards of Nursing, Inc. (NCSBN<sup>®</sup>)





## TABLE OF CONTENTS

.....	1
.....	2
.....	17
- 2006 C/E E ..... 1, 2006-D ..... 31, 2006	19
- 2006 C/E E ..... 1, 2006-D ..... 31, 2006	42

# LIST OF TABLES

## Part I – 2006 Licensure Statistics

1. B	En	Ç	4
2.			6
3.			8
4.	A		10
5.			12
6.	A		13
7. D	A	A	/A
	E	Ç	14
8.	A	A	/A









Figure 1. Total Number of Active Licenses: Registered Nurses and Licensed Practical/Vocational Nurses - 1997-2006





Table 1. Boards of Nursing Empowered to License Registered Nurses, Licensed Practical/Vocational Nurses, or Other Categories of Nursing Personnel

JD	Board of Nursing	RN	LPN/LVN	Other Specialty Groups
OH	Ohio Board of Nursing	ES	ES	ES
OK	Oklahoma Board of Nursing	ES	ES	ES
OR	Oregon State Board of Nursing	ES	ES	ES
PA	Pennsylvania State Board of Nursing	ES	ES	ES
RI	Rhode Island Board of Nursing, Rhode Island Board of Licensed Practical Nurses, Rhode Island Board of Licensed Vocational Nurses	ES	ES	ES
SC	South Carolina State Board of Nursing	ES	ES	ES
SD	South Dakota Board of Nursing	ES	ES	ES
VA	Virginia State Board of Nursing	ES	ES	ES
WV	West Virginia Board of Nursing, West Virginia Board of Licensed Practical Nurses, West Virginia Board of Licensed Vocational Nurses	ES	ES	ES
WY	Wyoming State Board of Nursing	ES	ES	ES
AK	Alaska Board of Nursing, Alaska Board of Licensed Practical Nurses, Alaska Board of Licensed Vocational Nurses	ES	ES	ES
AL	Alabama Board of Nursing	ES	ES	ES
AR	Arkansas Board of Nursing, Arkansas Board of Licensed Practical Nurses, Arkansas Board of Licensed Vocational Nurses	ES	ES	ES
CA	California State Board of Nursing, California State Board of Registered Nurses, California State Board of Licensed Practical Nurses, California State Board of Licensed Vocational Nurses	ES	ES	ES
DC	District of Columbia Board of Nursing, District of Columbia Board of Licensed Practical Nurses, District of Columbia Board of Licensed Vocational Nurses	ES	ES	ES
DE	Delaware Board of Nursing, Delaware Board of Licensed Practical Nurses, Delaware Board of Licensed Vocational Nurses	ES	ES	ES
FL	Florida Board of Nursing, Florida Board of Registered Nurses, Florida Board of Licensed Practical Nurses, Florida Board of Licensed Vocational Nurses	ES	ES	ES
GA	Georgia Board of Nursing, Georgia Board of Registered Nurses, Georgia Board of Licensed Practical Nurses, Georgia Board of Licensed Vocational Nurses	ES	ES	ES
IA	Iowa Board of Nursing, Iowa Board of Registered Nurses, Iowa Board of Licensed Practical Nurses, Iowa Board of Licensed Vocational Nurses	ES	ES	ES
IL	Illinois Board of Nursing, Illinois Board of Registered Nurses, Illinois Board of Licensed Practical Nurses, Illinois Board of Licensed Vocational Nurses	ES	ES	ES
IN	Indiana Board of Nursing, Indiana Board of Registered Nurses, Indiana Board of Licensed Practical Nurses, Indiana Board of Licensed Vocational Nurses	ES	ES	ES
KS	Kansas Board of Nursing, Kansas Board of Registered Nurses, Kansas Board of Licensed Practical Nurses, Kansas Board of Licensed Vocational Nurses	ES	ES	ES
KY	Kentucky Board of Nursing, Kentucky Board of Registered Nurses, Kentucky Board of Licensed Practical Nurses, Kentucky Board of Licensed Vocational Nurses	ES	ES	ES
LA	Louisiana Board of Nursing, Louisiana Board of Registered Nurses, Louisiana Board of Licensed Practical Nurses, Louisiana Board of Licensed Vocational Nurses	ES	ES	ES
MA	Massachusetts Board of Nursing, Massachusetts Board of Registered Nurses, Massachusetts Board of Licensed Practical Nurses, Massachusetts Board of Licensed Vocational Nurses	ES	ES	ES
MD	Maryland Board of Nursing, Maryland Board of Registered Nurses, Maryland Board of Licensed Practical Nurses, Maryland Board of Licensed Vocational Nurses	ES	ES	ES
ME	Maine Board of Nursing, Maine Board of Registered Nurses, Maine Board of Licensed Practical Nurses, Maine Board of Licensed Vocational Nurses	ES	ES	ES
MI	Michigan Board of Nursing, Michigan Board of Registered Nurses, Michigan Board of Licensed Practical Nurses, Michigan Board of Licensed Vocational Nurses	ES	ES	ES
MO	Missouri Board of Nursing, Missouri Board of Registered Nurses, Missouri Board of Licensed Practical Nurses, Missouri Board of Licensed Vocational Nurses	ES	ES	ES
MS	Mississippi Board of Nursing, Mississippi Board of Registered Nurses, Mississippi Board of Licensed Practical Nurses, Mississippi Board of Licensed Vocational Nurses	ES	ES	ES
MN	Minnesota Board of Nursing, Minnesota Board of Registered Nurses, Minnesota Board of Licensed Practical Nurses, Minnesota Board of Licensed Vocational Nurses	ES	ES	ES
MT	Montana Board of Nursing, Montana Board of Registered Nurses, Montana Board of Licensed Practical Nurses, Montana Board of Licensed Vocational Nurses	ES	ES	ES
NC	North Carolina Board of Nursing, North Carolina Board of Registered Nurses, North Carolina Board of Licensed Practical Nurses, North Carolina Board of Licensed Vocational Nurses	ES	ES	ES
ND	North Dakota Board of Nursing, North Dakota Board of Registered Nurses, North Dakota Board of Licensed Practical Nurses, North Dakota Board of Licensed Vocational Nurses	ES	ES	ES
NH	New Hampshire Board of Nursing, New Hampshire Board of Registered Nurses, New Hampshire Board of Licensed Practical Nurses, New Hampshire Board of Licensed Vocational Nurses	ES	ES	ES
NJ	New Jersey Board of Nursing, New Jersey Board of Registered Nurses, New Jersey Board of Licensed Practical Nurses, New Jersey Board of Licensed Vocational Nurses	ES	ES	ES
NM	New Mexico Board of Nursing, New Mexico Board of Registered Nurses, New Mexico Board of Licensed Practical Nurses, New Mexico Board of Licensed Vocational Nurses	ES	ES	ES
NV	Nevada Board of Nursing, Nevada Board of Registered Nurses, Nevada Board of Licensed Practical Nurses, Nevada Board of Licensed Vocational Nurses	ES	ES	ES
NY	New York State Board of Nursing, New York State Board of Registered Nurses, New York State Board of Licensed Practical Nurses, New York State Board of Licensed Vocational Nurses	ES	ES	ES
OH	Ohio Board of Nursing	ES	ES	ES
OR	Oregon State Board of Nursing	ES	ES	ES
PA	Pennsylvania State Board of Nursing	ES	ES	ES
RI	Rhode Island Board of Nursing, Rhode Island Board of Licensed Practical Nurses, Rhode Island Board of Licensed Vocational Nurses	ES	ES	ES
SC	South Carolina State Board of Nursing	ES	ES	ES
SD	South Dakota Board of Nursing	ES	ES	ES
VA	Virginia State Board of Nursing	ES	ES	ES
WV	West Virginia Board of Nursing, West Virginia Board of Licensed Practical Nurses, West Virginia Board of Licensed Vocational Nurses	ES	ES	ES
WY	Wyoming State Board of Nursing	ES	ES	ES



Table 2. Registered Nurses: New in State Functions, by Jurisdiction

JD	Examination		Endorsement		Total New in State	
	N	%	N	%	N	%
A	2,764	2.74%	2,498	3.04%	5,262	2.87%
▼	1,212	1.20%	802	0.98%	2,014	1.10%
A	1,724	1.71%	1,441	1.75%	3,165	1.73%
I	2,650	2.63%	1,312	1.60%	3,962	2.16%
RN	1,033	1.02%	1,091	1.33%	2,124	1.16%
J	204	0.20%	112	0.14%	316	0.17%









Table 4. Total Number of Active Licenses: Registered Nurses and Licensed Practical/Vocational Nurses, by Jurisdiction

JD	RNs		LPN/VNs		Total	
	N	%	N	%	N	%
OH	148,661	4.35%	48,824	5.16%	197,485	4.53%
OK	35,806	1.05%	17,232	1.82%	53,038	1.22%
OR	41,096	1.20%	3,988	0.42%	45,084	1.03%
PA	201,638	5.90%	55,063	5.82%	256,701	5.88%
RI	17,623	0.52%	2,541	0.27%	20,164	0.46%
SC	42,103	1.23%	10,960	1.16%	53,063	1.22%
SD	11,700	0.34%	2,221	0.23%	13,921	0.32%
▼N	68,865	2.02%	26,485	2.80%	95,350	2.19%
▼K	189,727	5.55%	79,920	8.45%	269,647	6.18%
▼	18,230	0.53%	2,607	0.28%	20,837	0.48%
A	82,437	2.41%	27,138	2.87%	109,575	2.51%
I	275	0.01%	23	0.00%	298	0.01%
▼	11,465	0.34%	2,035	0.22%	13,500	0.31%
A	70,483	2.06%	14,496	1.53%	84,979	1.95%
I	71,891	2.10%	16,356	1.73%	88,247	2.02%
-PN			6,540	0.69%	6,540	0.15%
▼RN	23,868	0.70%			23,868	0.55%
J	5,845	0.17%	1,116	0.12%	6,961	0.16%

Table 5. Number of Graduates of Foreign Nursing Programs Licenses, by Jurisdiction

JD	RN Graduates of Foreign Nursing Programs	LPN/VN Graduates of Foreign Nursing Programs
AL	66	6
AR	28	1
CA	6094	0
DE	29	0
FL	835	71
HI	400	0
IA	3	0
ID	21	0
IL	122	2
LA	60	0
MA	335	0
ME	28	1
MN	749	9
MO	105	3
MP	325	28
MT	50	0
NC	171	4
ND	9	2
NH	19	0
NM	1331	5
OK	117	2
OR	147	14
PA	231	6
RI	1590	56
SC	1	10
SD	2	0
<b>Total</b>	<b>12,868</b>	<b>220</b>








Table 8. Total Number of Active Advanced Practice/Authority to Practice Licenses Within the Member Board Jurisdictions

Abbreviation	Category	Active Licenses	
		n	%
CNM	Clinical Nurse-Midwife	6,709	4.3%
CRNA	Clinical Nurse Anesthetist	37,906	24.1%
CNS-PS/CH	Clinical Nurse Specialist - Psychiatric/Mental Health (Certification)	4,409	2.8%
CNS	Clinical Nurse Specialist (Certification)	8,957	5.7%
<b>Nurse Practitioners</b>			
AC	Adult-Care	1,839	1.2%
AHP	Adult-Hospital	8,223	5.2%
CHP	Child Hospital/Physician	5,526	3.5%
COL	College Hospital	5	0.0%
EMR	Emergency Room	121	0.1%
FAM	Family	28,202	17.9%
FPN	Family Physician	142	0.1%
GER	Geriatric	1,715	1.1%
NEO	Neonatal	2,267	1.4%
QM	Obstetric/Gynecology/Maternal Health	4,845	3.1%
PSI	Psychiatric/Mental Health	1,750	1.1%
SCH	School Health	98	0.1%
NP	Nurse Practitioner	44,649	28.4%
<b>Total</b>		<b>157,363</b>	<b>100.0%</b>







Table 1. Candidates Taking the NCLEX-RN® Examination, by Type of Candidate (January 1 - December 31, 2006)

Type of Candidate	Jan. 1 - March 31, 2006		April 1 - June 30, 2006		July 1 - Sep. 30, 2006		Oct. 1 - Dec. 31, 2006		Total: Jan. 1 - Dec. 31, 2006	
	Candidates	%	Candidates	%	Candidates	%	Candidates	%	Candidates	%
F. S-E	1,041	88.0	730	91.9	1,600	91.0	440	83.9	3,811	89.5
D.	13,444	87.6	19,307	90.3	27,666	87.9	4,975	79.9	65,392	88.0
A. D	8,750	88.4	10,895	90.9	18,185	87.6	3,516	83.5	41,346	88.3
B. D	43	83.7	33	57.6	40	80.0	38	71.1	154	74.0
S. P. C.	23,278	87.9	30,965	90.5	47,491	87.9	8,969	81.5	110,703	88.1
R. S-E	4,470	49.2	5,065	52.8	6,370	58.4	6,571	54.6	22,476	54.2
F. E	4,957	62.5	6,083	62.9	6,904	62.8	7,973	57.7	25,917	61.2
R. E	3,810	30.3	4,421	26.2	4,604	28.6	5,104	28.4	17,939	28.3
<b>All Candidates</b>	<b>36,515</b>	<b>73.7</b>	<b>46,534</b>	<b>76.7</b>	<b>65,369</b>	<b>78.2</b>	<b>28,617</b>	<b>59.2</b>	<b>177,035</b>	<b>73.8</b>

2006, 1,658 S-RN (N=1,568) 87.7% (SD 9.7%), 86.2% (SD 14.6%)

































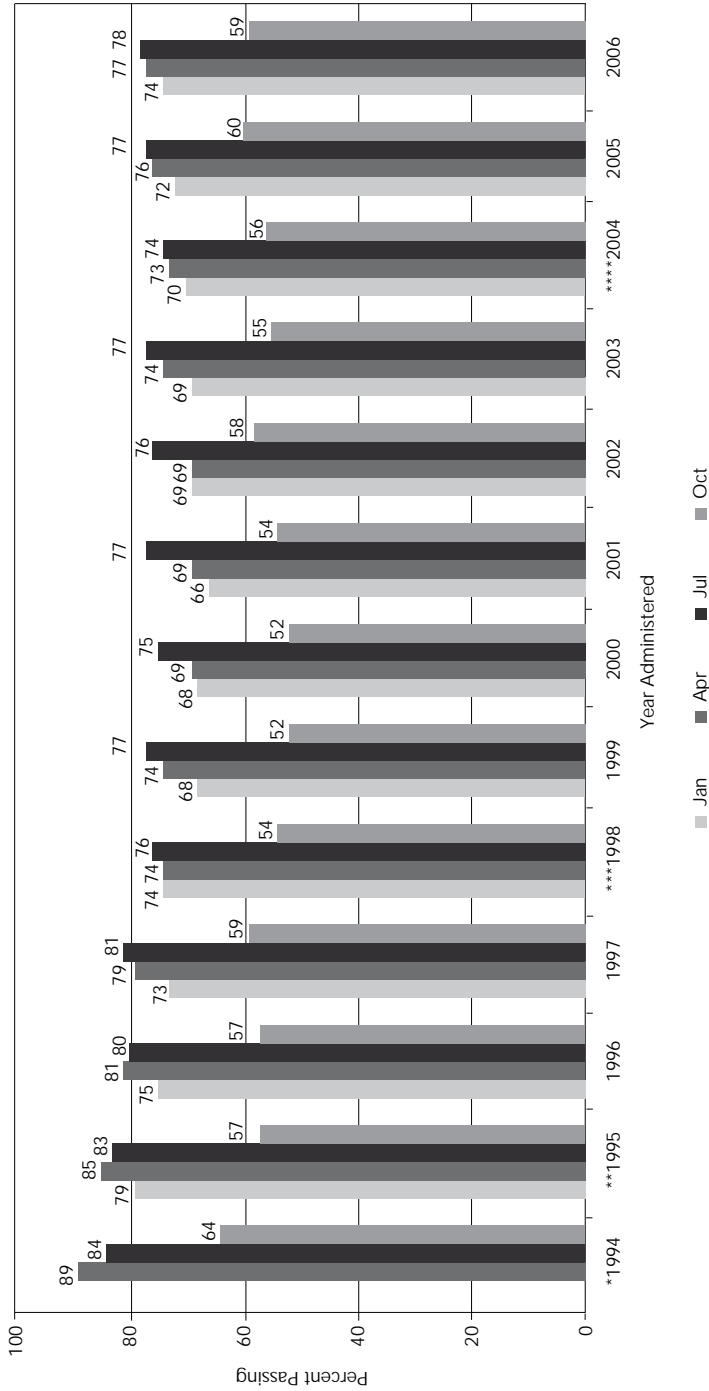



Table 8. First-Time, Internationally-Educated Candidates Taking the NCLEX-RN® Examination, by Country of Education (January 1 - December 31, 2006)

Country of Education	Jan. 1 - March 31, 2006			April 1 - June 30, 2006			July 1 - Sep. 30, 2006			Oct. 1 - Dec. 31, 2006			Total Jan. 1 - Dec. 31, 2006		
	Candidates	Passed	%	Candidates	Passed	%	Candidates	Passed	%	Candidates	Passed	%	Candidates	Passed	%
Saudi Arabia	2	1	50.0	4	2	50.0	1	0	0.0	1	0	0.0	2	0	0.0
Saudi Arabia															
Saudi Arabia	58	29	50.0	82	39	47.6	74	39	52.7	91	46	50.6	305	153	50.2
Saudi Arabia	1	0	0.0				1	1	100.0				2	1	50.0
Saudi Arabia	3	1	33.3	2	1	50.0	2	0	0.0	1	0	0.0	8	2	25.0
Saudi Arabia	34	23	67.7	30	12	40.0	17	11	64.7	41	18	43.9	122	64	52.5
Saudi Arabia															
Saudi Arabia	9	4	44.4	4	2	50.0	6	3	50.0	2	0	0.0	21	9	42.9
Saudi Arabia															
Saudi Arabia	2	0	0.0	2	2	100.0				4	1	25.0	9	4	44.4
Saudi Arabia															
Saudi Arabia	2	0	0.0	1	0	0.0	1	0	0.0	2	0	0.0	6	0	0.0
Saudi Arabia	34	18	52.9	21	14	66.7	37	17	46.0	22	13	59.1	114	62	54.4
Saudi Arabia															
Saudi Arabia	55	34	61.8	52	36	69.2	52	32	61.5	52	25	48.1	211	127	60.2
Saudi Arabia															
Saudi Arabia	13	4	30.8	14	1	7.1				17	3	17.7	52	8	15.4
Saudi Arabia	1	1	100.0							1	0	0.0	2	1	50.0
Saudi Arabia	2	1	50.0	1	1	100.0							3	2	66.7
Saudi Arabia	6	4	66.7	2	2	100.0	7	2	28.6	1	0	0.0	16	8	50.0



Figure 2. NCLEX-RN® Pass Rates for All Candidates



\*APR 1994 C, A / P (CA) P  
 \*\*OCT 1995 / -0.4766  
 \*\*\*APR 1998 / -0.42  
 \*\*\*\*APR 2004 / -0.35

Figure 3. NCLEX-RN® Annual Pass Rates, April 1994 - December 2006

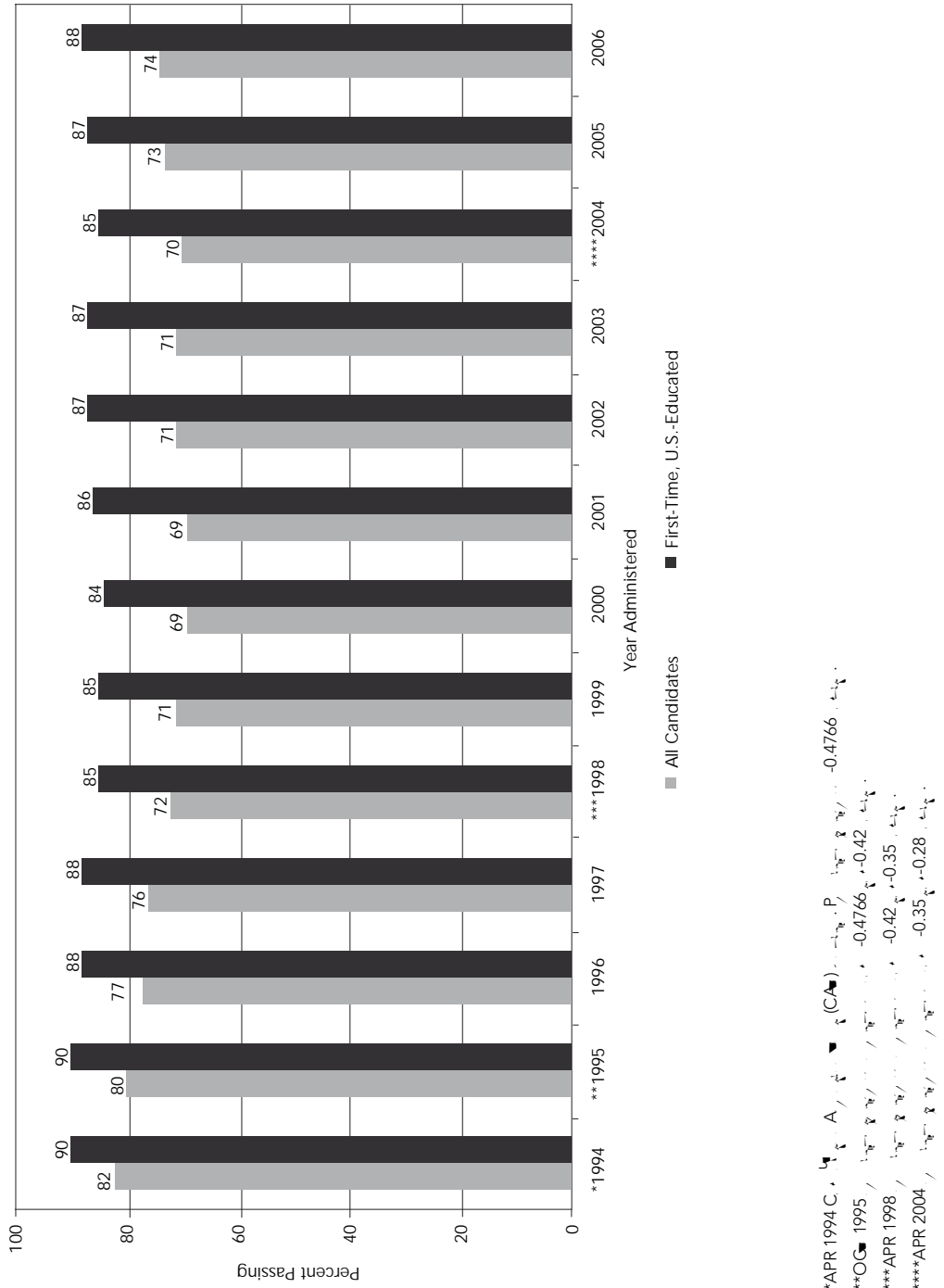


Figure 4. NCLEX-RN® Volume for First-Time, U.S. - Educated Candidates

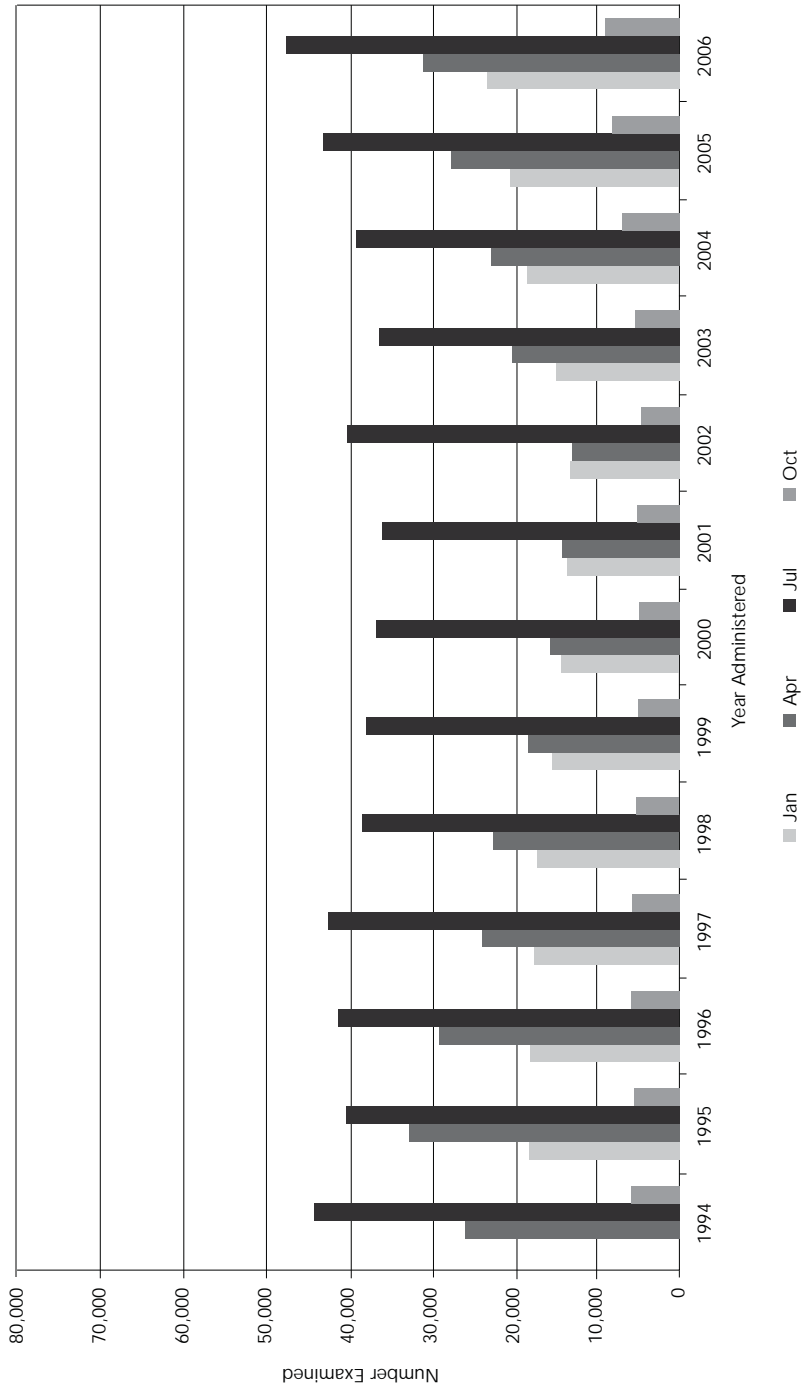


Figure 5. NCLEX-RN® Volume for All Candidates

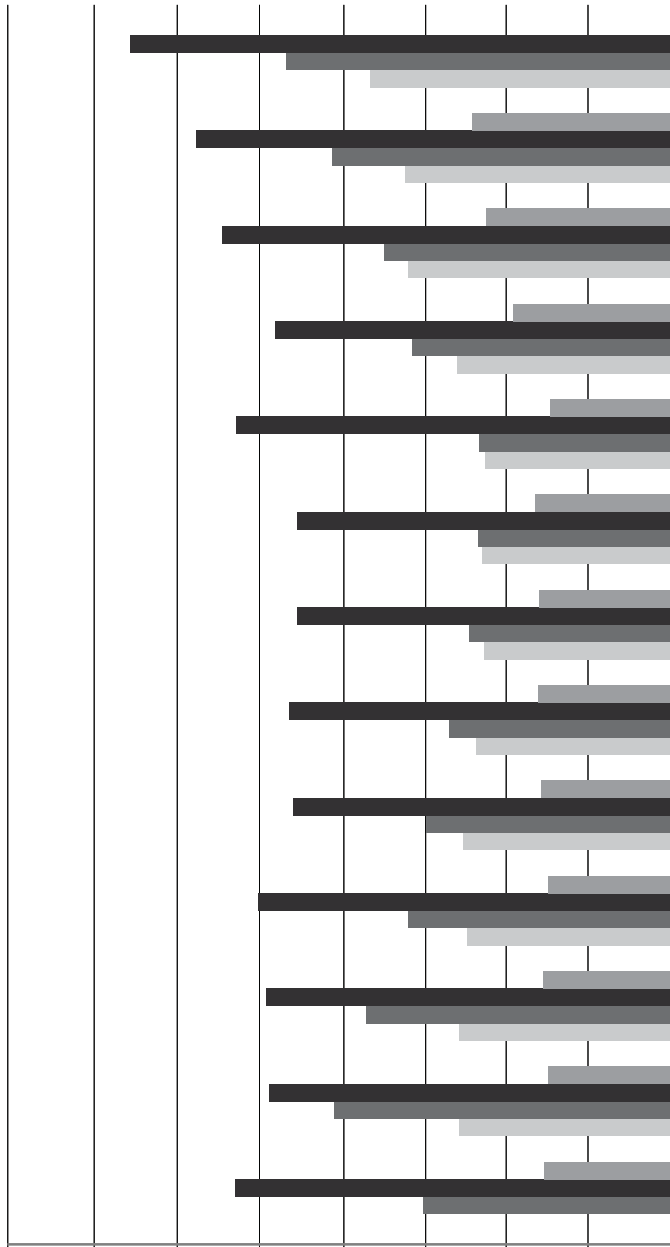


Figure 6. NCLEX-RN® Annual Volume, April 1994 - December 2006

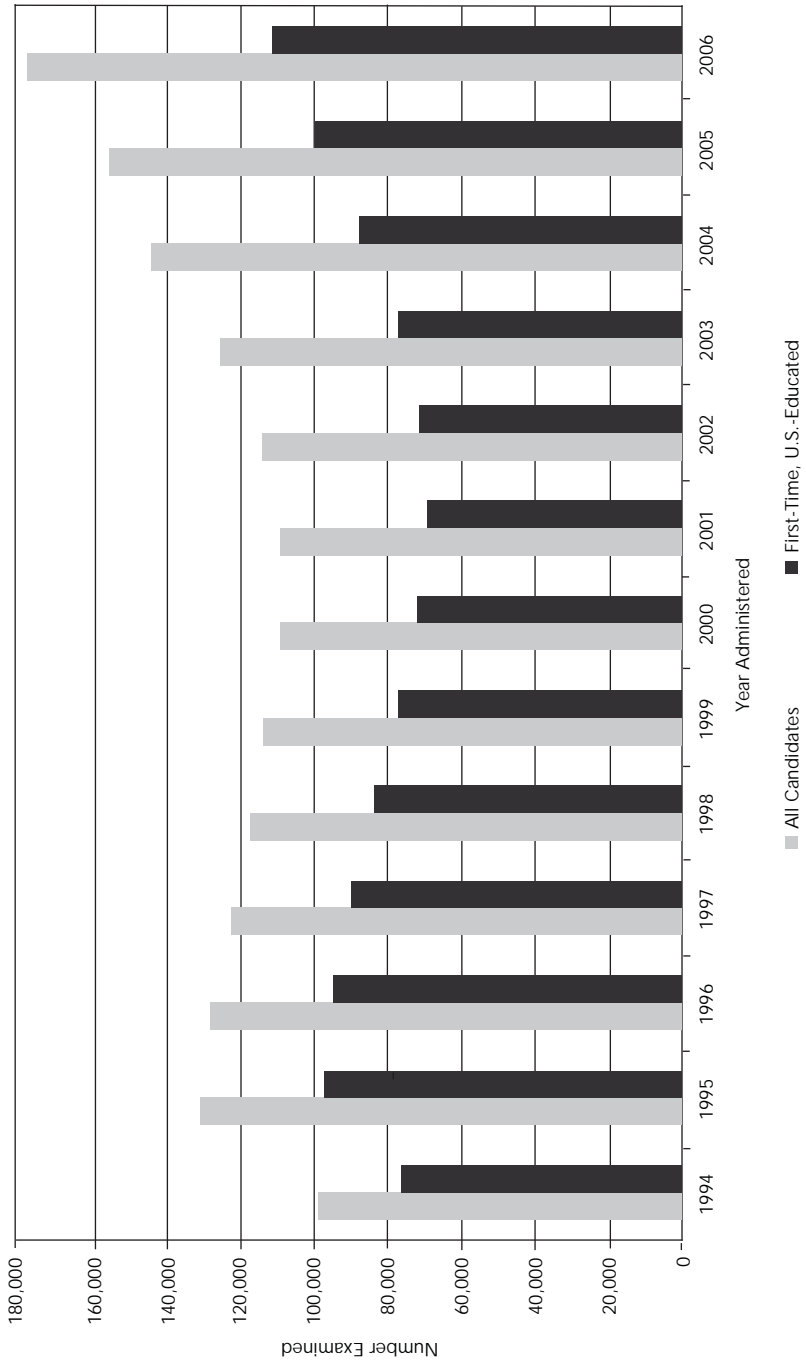

















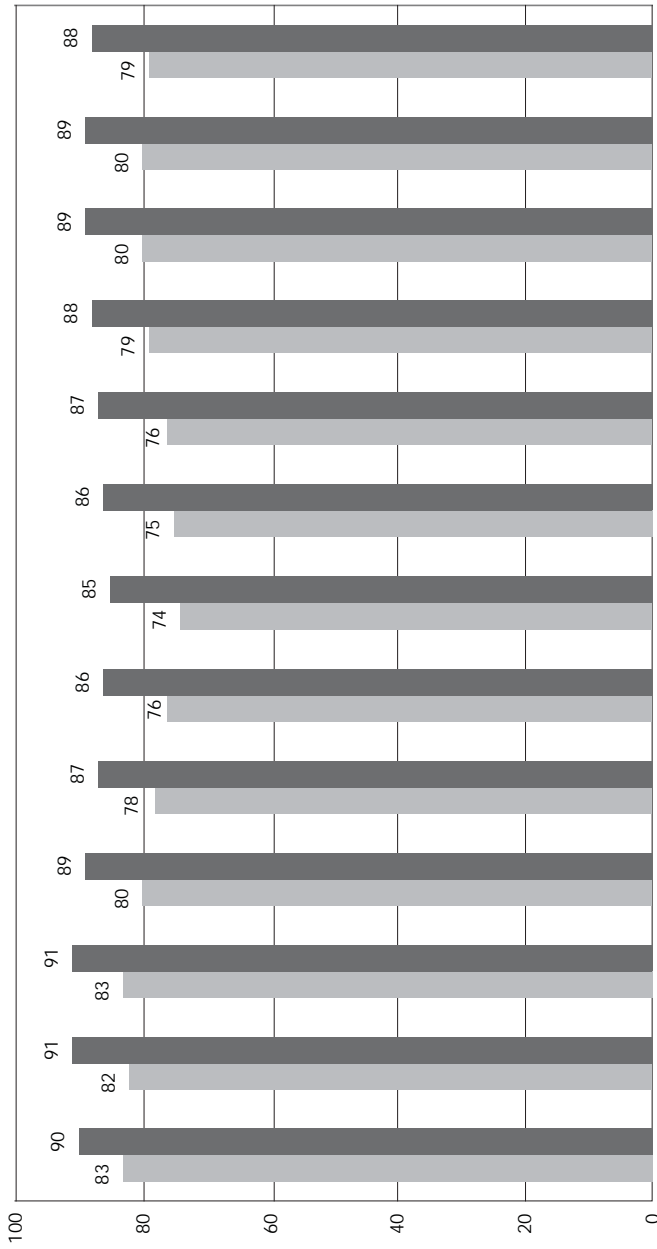
Figure 7. NCLEX-PN® Pass Rates for First-Time, U.S.-Educated Candidates



\*A 1994 C n A (CA) n -0.56  
 \*\*, 1996 n n -0.51  
 \*\*\*A 1999 n n -0.51 -0.47  
 \*\*\*\*A 2005 n n -0.47 -0.42




Figure 9. NCLEX-PN® Annual Pass Rates, April 1994 - December 2006



\*A 1994 C n A (CA) -0.56  
 \*\* 1996 n -0.56 -0.51  
 \*\*\*A 1999 n -0.51 -0.47  
 \*\*\*\*A 2005 n -0.47 -0.42



Figure 10. NCLEX-PN® Volume for First-Time, U.S.-Educated Candidates



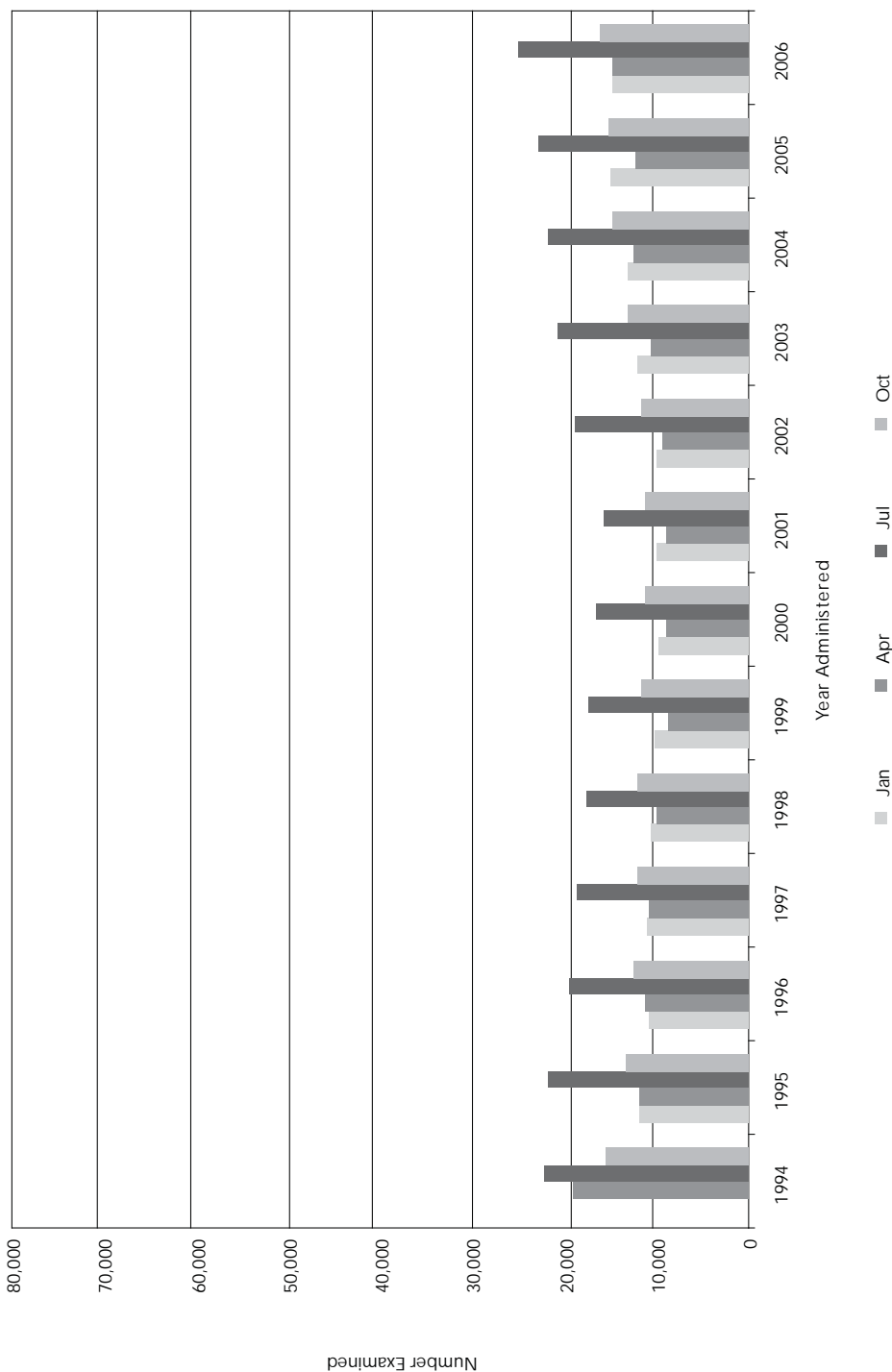


Figure 11. NCLEX-PN® Volume for All Candidates

Figure 12. NCLEX-PN® Annual Volume, April 1994 - December 2006

